

marco boscolo

**datajournalism.it**

## **DATAJOURNALISM**

IL GIORNALISMO ALLA PROVA DEI DATI

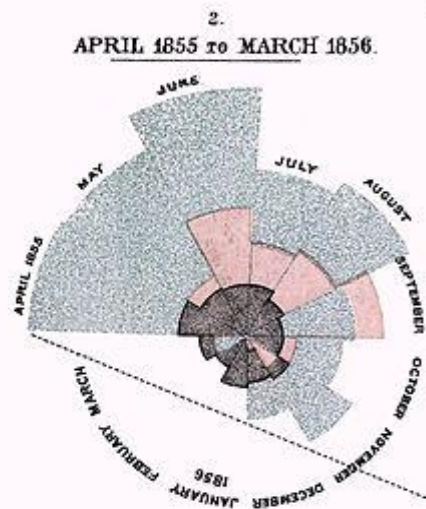
“fondamento. tutte le notizie ne sono prive”

gustave flaubert


*dizionario dei luoghi comuni*, adelphi, 1980

# WHERE IT ALL STARTED?

## DIAGRAM OF THE CAUSES OF MORTALITY IN THE ARMY IN THE EAST.



1.  
APRIL 1854 TO MARCH 1855.



*The Areas of the blue, red, & black wedges are each measured from the centre as the common vertex.*  
*The blue wedges measured from the centre of the circle represent area for area the deaths from Preventible or Mitigable Zymotic diseases, the red wedges measured from the centre the deaths from wounds, & the black wedges measured from the centre the deaths from all other causes.*  
*The black line across the red triangle in Nov. 1854 marks the boundary of the deaths from all other causes during the month.*  
*In October 1854, & April 1855, the black area coincides with the red, in January & February 1856, the blue coincides with the black.*  
*The entire areas may be compared by following the blue, the red & the black lines enclosing them.*

# DDJ THE NEW PUNK?

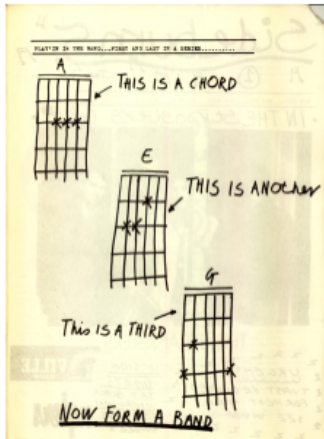
// you're reading...

DATA JOURNALISM

## Anyone can do it. Data journalism is the new punk

POSTED BY SIMON ROGERS · JANUARY 24, 2013 · LEAVE A COMMENT

FILED UNDER DATA, JOURNALISM, PUNK



### This is a chord... this is another... this is a third. NOW FORM A BAND

So went the first issue of British punk fanzine [Sideburns](#) in 1977 in the "first and last part in a series".

It might be 35 years old, but this will do nicely as a theory of data journalism in 2012.

Why? Arguably punk was most important in its influence, encouraging kids in the suburbs to take up instruments, with little or no musical training. It represented a DIY ethos and a shake-up of the old established order. It was a change.

Crucial to it was the idea: anyone can do it.

Is the same true of data journalism? Do you need to be part of a major news operation, working for a big media company to be a data journalist?

Now is the time to examine this – in May 2010, we published [this piece on how reporters would soon be flooded with a "tsunami of data"](#). Two years on and data journalism is part of the fabric

of what we, and many other news organisations do. What is it? I would say data journalism is such a wide range now of styles – from visualisation to long form articles. The key thing they have in common is that they're based on numbers and statistics – and that they should aim to get a 'story' from that data. The ultimate display of that story, be it words or graphics, is irrelevant, I think – it's more about the process.

There are even different streams now – short-form, quick-and-dirty data visualisations of the kind we do every day on the Datablog, right through to complex investigations and visualisations – such as our [riots data analysis](#) or the kind of projects which made the shortlist of the [Data Journalism Awards](#), from around the world.

### ABOUT ME



Data journalist, writer, speaker and author of 'Facts are Sacred', published Faber

& Faber. Data editor at Twitter, San Francisco. Created the [Guardian Datablog](#). All opinions on this site are mine, not my employers'. [Read more >>](#)

### FREE TO SHARE

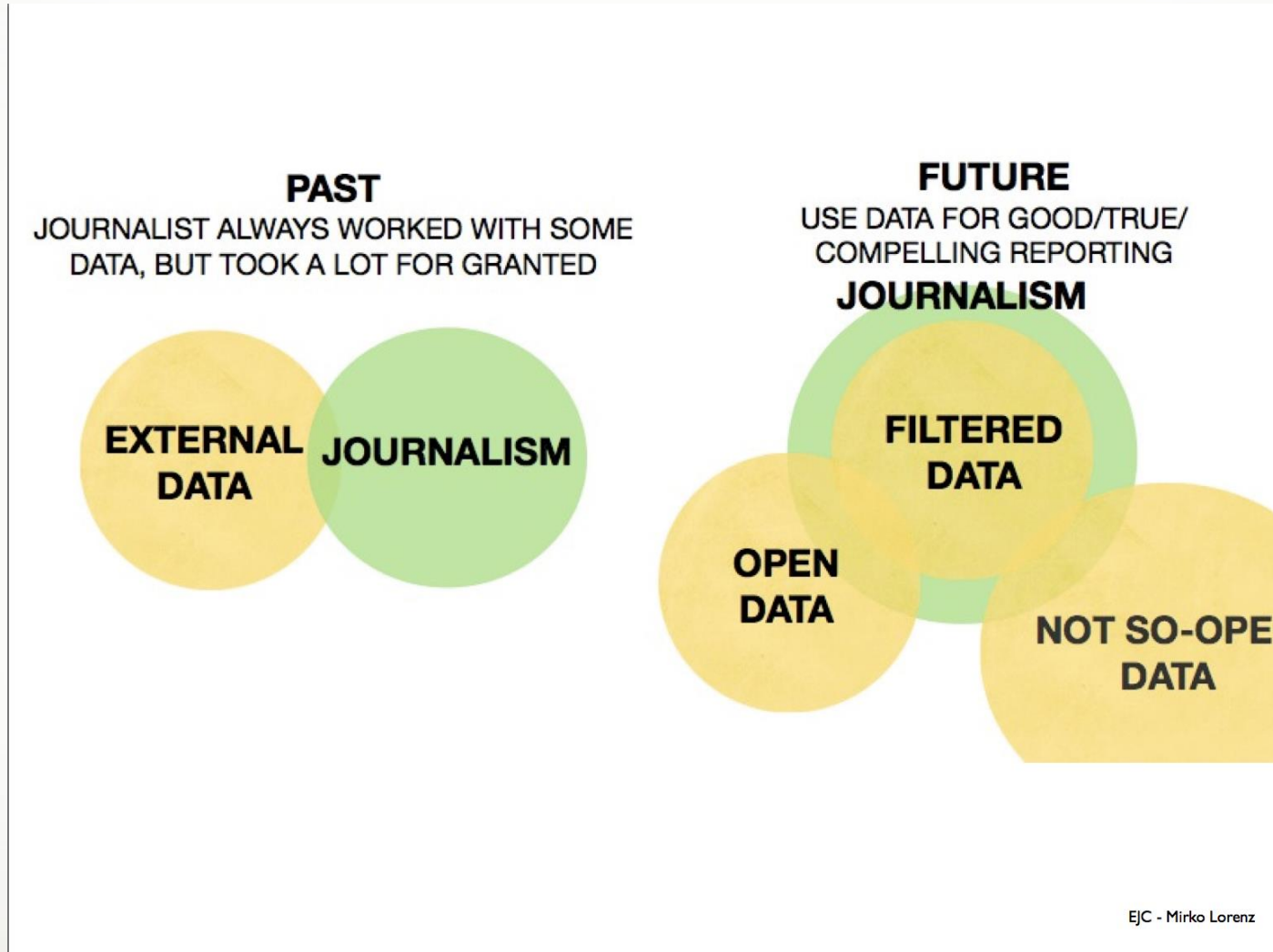


Please share me around. Everything here is free to use under a Creative Commons Attribution-NonCommercial 3.0 Unported License

### RECENT TWEETS

- RT @jamesrbuk: "Being left-handed can signal a brain impairment" << now I feel persecuted 12 hours ago
- Downton Abbey's

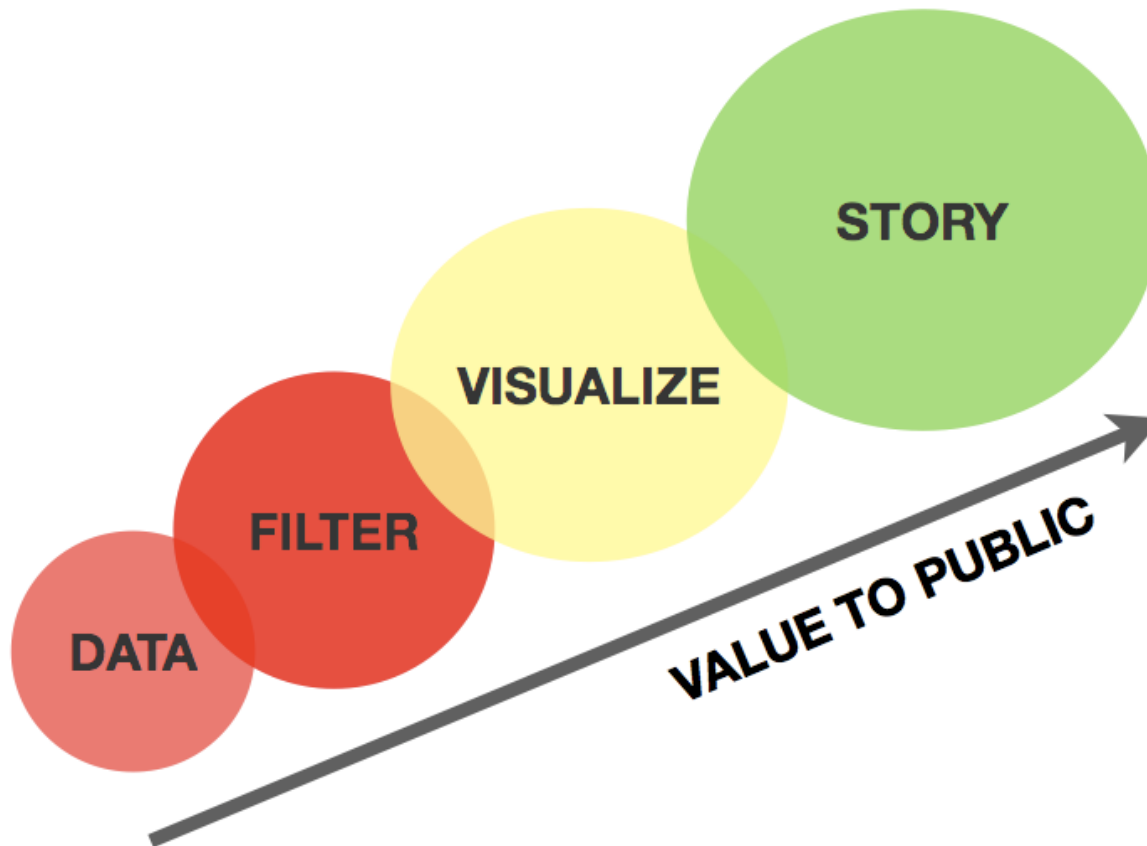
# NEW ENVIRONMENT



EJC - Mirko Lorenz

# UNA NUOVA CATENA DI VALORE

## DATA-DRIVEN JOURNALISM = A PROCESS



# WHY? /1

- . è uno strumento per raccontare **storie complesse** da tanti punti di vista
- . è uno strumento **collaborativo**
- . rende **trasparente** il processo di costruzione della storia
- . trasforma un racconto astratto in un **quadro comprensibile** e spesso direttamente correlato al lettore

## WHY? /2

- è un **giornalismo di precisione**, che applica un metodo scientifico
- genera storie nuove e correlate a **livello globale e locale**
- sviluppa **nuove competenze** e dà nuove opportunità
- valorizza la **rete** e le **reti**



*grazie per l'attenzione!*

[boscolo.marco@gmail.com](mailto:boscolo.marco@gmail.com)  
[@ogdabaum](mailto:@ogdabaum)  
[www.datajournalism.it](http://www.datajournalism.it)